




# M Series

Application: metal plate & tube cutting

- ✓ Best seller, cost-effective
- ✓ The machine runs stably and low failure rate
- ✓ Single table, small footprint, save space
- ✓ Designed for cutting plates and tubes
- ✓ Fast delivery, delivery time is less than 10 days
- ✓ Standard packing, easy transportation





Model	SF3015M/SF4015M/SF4020M/SF6015M/SF6020M
Work area(mm)	3050*1530/4050*1530/4050*2030/6050*1530/6050*2030
Laser power(kW)	1.5/2/3/4

# HM Series

Application: metal plate & tube cutting

- ✓ Designed for cutting plates and tubes
- ✓ Fully enclosed cover, stay away from laser radiation, concentrate smoke exhaust, safe and environmentally friendly
- ✓ Two changeable work table, time saving and efficient
- ✓ Z-axis modular design, ultra-low failure rate



Model	SF3015HM/SF4020HM/SF6015HM/SF6020HM/SF6025HM
Work area(mm)	3050*1530/4050*2030/6050*1530/6050*2030/6050*2530
Laser power(kW)	1.5/2/3/4/6